

GeoGames 2024 Events

Panel Layout Competition

#of Players: 🧑‍🔧 🧑‍🔧

Material: LLDPE or HDPE Minimum 1.0-1.5 mm (40 mils-60 mils)

Equipment required: Wedge Welder / Extrusion gun / Q.C. Kit

Event Description

How skillfully and fast can your installation team wedge weld five panels, air-test the seams and repair cross seams with extrusion welding!?

Every installer will be able to participate by filming their live performance and sending it to IAGI before 15 February 2024.

The performances will then be presented at the GeoAmericas conference on 29 April 2024 in Toronto, Canada.

Rules

- Teams need to hire a local proctor who will monitor the teams' performances. The Proctor will **especially** look out for:
 - *Validity of the wedge welds (air tests)*
 - *Size and positioning of the patches*
 - *Validity of the extrusion welds (V-box)*
 - *Destruction testing of wedge welds and extrusion welds.*
- Teams need to consist of exactly two players.
- Due to limited space, only the best teams will be showcased in the competition. However, each company is encouraged to send in multiple teams and entries.
- All Players must be wearing proper PPE
- Prior to the start of **Wedge Welding**, the teams position their panels **exactly** as shown in page 2. They calibrate their machines, leave them on, and position them where they want inside the layout. At this time, teams are allowed to cut out the patches that will be required for the repairs as well.
- Once ready, the players need to wait outside of the layout, just beside the camera. Proctor counts down 3-2-1 before the team can enter the layout - proctor then starts chrono (stop watch) once the team enters the layout.

IAGI specification section applicable to event

Article 3.05, sub B, 5c

GRI-GM 13 section applicable to event

Table 1(b) – Seam Strength and related Properties of Thermally Bonded Smooth and Textured High Density Polyethylene (HDPE) Geomembrane (S.I. Units)



The winner of **GeoGames** will be the team that completes all the tasks in the shortest amount of cumulative time.

Main Event 2024

GeoGames 2024 Events



Rules (continued)

- Once **ALL Wedge Welds** have been validated by proper air testing, the team can move on to repairs. **The team can't move on to repairs unless all air tests pass (IAGI Installation Guideline Section 3.05.6.B) which will be confirmed by proctor.**
- The team then needs to **repair** and seal their cross seams with **extrusion welds patches**.
- Once all repairs have been achieved, the team needs to leave the layout, the proctor then **stops the chrono**.
- The proctor then conducts v-box testing (**IAGI Installation Guideline Section 3.05.6.B**) on repairs and applies applicable penalties.
- The proctor also conducts DT testing on one wedge weld and one extrusion weld of his choosing - **ANY DT FAILURE WILL RESULT IN AUTOMATIC DISQUALIFICATION!!!**
- **The team with the overall lowest time wins!**


Penalties

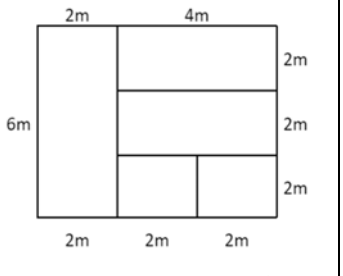

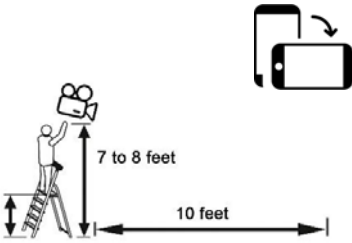

- Wedge welds and air tests.
 - Channels must be filled with air to 30-35 PSI and must not sustain more than a loss of 4 PSI over the course of 5 minutes. Should a competitor remove clamps before 5 minutes, a penalty of the balance time + 30 seconds will be added to the team's total.
 - IAGI understands that typically there needs to be time for the pressure to reach equilibrium (2 minutes), but for the purpose of the games, the 5 minutes will start as soon as the pressure has reached the desired PSI (30-35 PSI)
 - Clamps must be removed from the other side of the manometer. Should clamps be removed on the same side, a penalty of 15 seconds will be added to the team's total.
 - Any leak in a wedge weld must be repaired and re-tested before moving forward.
- Repairs
 - Teams must have all their air tests validated by the proctor before moving on to repairs. Should a team start repairs before air tests are all validated, the balance time between start of the repairs until validation of air tests will be added to that teams' total plus a penalty of 60 seconds.
 - Patches must extend at least 6 inches from the sides of the defect. Every patch that doesn't respect this criterion will add 30 seconds penalty to that team's total.
 - Once the team has finished all repairs and the chrono has been stopped by the proctor, the proctor verifies all the patches with a V-Box. Leaks on any given patch will add a 60 second penalty.
- Misc
 - GeoGames reserves the right to apply 30 second penalties to clear safety violations or quality violations that do not follow the **IAGI Installation Guideline (EX: Throwing a knife onto the liner, not wearing gloves, not grinding before extrusion welding, etc.)**

The winner of **GeoGames** will be the team that completes all the tasks in the shortest amount of cumulative time.

Main Event 2024

Panel Layout & Camera positioning

- o The **main camera** must be placed 10 feet from the bottom right corner, and 7 to 8 feet in the air, as shown in the picture below.
- o The **main camera** must be fixed and film in landscape mode. 
- o The feed of the **main camera** must be continuous, any tampering of the **main feed** will get a team automatically disqualified.
- o We encourage teams to have other feeds, other cameras! These can consist of other people filming with their phones (also in landscape mode). These cameras can move around, zoom in and out, film close-ups, etc.! We want to see action, we want to see faces!

Panel Layout	Camera position	View example
 <p style="text-align: right;">Camera  position</p>		

GeoGames was initiated to profile the fantastic work Geosynthetics Installers do everyday in the field.

*Please use all proper safety measures (PPE) and professional installation methods when undertaking this competition. **We want our installers to shine on the world stage!***

The winner of **GeoGames** will be the team that completes all the tasks in the shortest amount of cumulative time.

Main Event 2024